



BAT SPA | www.batgroup.com



BAT ACCESSORI IBÉRICA, S.L. | www.batiberica.es

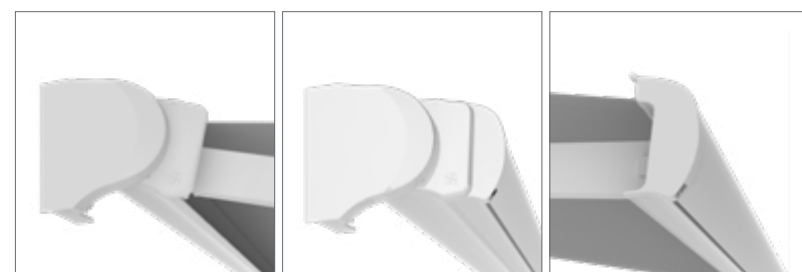



BASE LITE

BASE LITE

TENDA A BRACCI CON CASSONETTO

Cassette folding arm awning
Store coffres
Hülsen und Kassettenmarkisen
Toldo a brazo con cofre



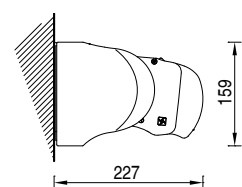
IT BASE LITE è una tenda a bracci estensibili con cassonetto su supporti laterali fissi con contropiastra di ancoraggio, bracci balteus lite, doppio cavetto inguainato o a cinghia. I supporti consentono di installare la tenda sia a parete che a soffitto e la regolazione può essere eseguita in un'unica soluzione grazie al sistema con vite passante.

EN BASE LITE is a full cassette folding arm awning on fixed independent side brackets and wall accroaching plate with balteus, double covered cable or belt arms. The brackets let this model to be installed either on the wall or on the ceiling and the adjustment can be carried out in a single solution thanks to the screw-in system.

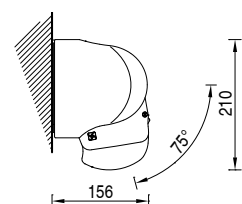
FR BASE LITE est une store à cassette complètement fermée à bras extensibles fixé sur deux supports latéraux et plaques de fixation, bras balteus lite à double câble gainés ou à sangle. Les supports consentent un montage au mur ou plafond et le réglage peut être fait d'une seule fois, grâce au système vis passante.

DE BASE LITE ist eine Kassettenmarkise mit Balteus - Doppelseil-oder Gürtelarmen. Mit ihren Konsolen und stufenlosen Neigungsverstellung kann die BASE LITE sowohl an die Wand, als auch Decke montiert werden.

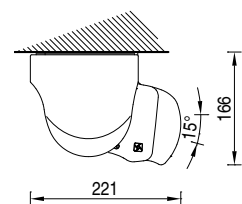
ES BASE LITE es un cofre de brazos extensibles, con soportes laterales fijos y soportes de anclaje, brazos balteus lite de doble cable o de cinta. Los sosportes permiten la instalación del toldo tanto a pared como a techo y la regulación se puede realizar gracias al sistema del tornillo pasante.



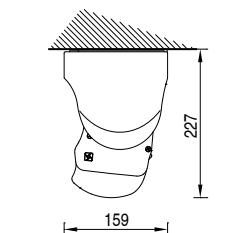
Installazione a parete
Wall installation



Installazione a parete 75°
75° wall installation



Installazione a soffitto 15°
15° Ceiling installation



Installazione a soffitto 90°
90° ceiling installation

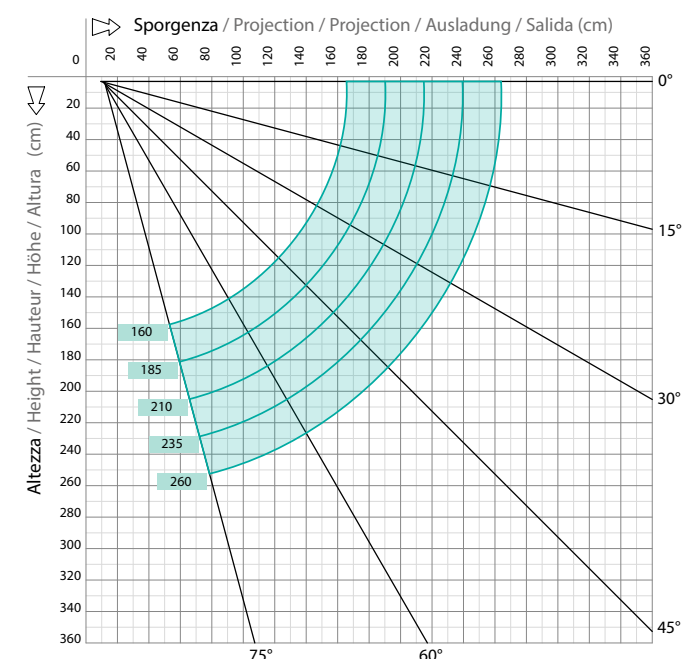


Diagramma di copertura - Installazione a parete
Covering diagram - Wall installation

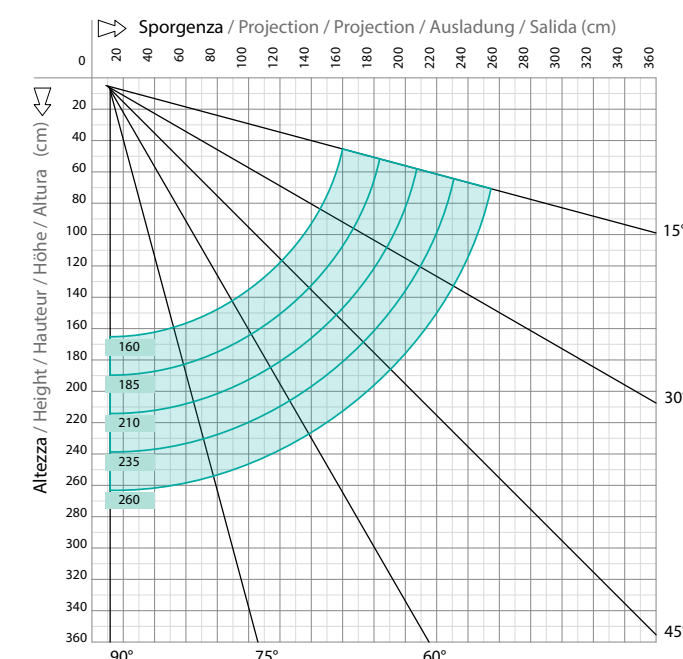


Diagramma di copertura - Installazione a soffitto
Covering diagram - Ceiling installation

(cm)	Ingombri minimi della tenda finita Minimum awning encumbrances Encombrements minimum du store fini Mindestabmessungen der Markise Tamaño mínimo del toldo				
	160	185	210	235	260
	184	209	234	259	284
	187	212	237	262	287

BRACCI ESTENSIBILI

Folding arm
Bras extensibles
Gelenkarm
Brazos extensibles

BALTEUS LITE

min. 160 cm.
max. 260 cm.



LITE

min. 160 cm.
max. 260 cm.



Cavetto	Catena
Cable	Chain
Câble	Chaîne
Stahlseil	Kette
Cable	Cadena

